



## CLUB PARTICULARS

AMA Charter No. 331  
Website: [peoriarcmodelers.com](http://peoriarcmodelers.com)

<b>PRESIDENT</b>	John "Gipetto" Hoelscher (309) 360-1017, <a href="mailto:johnhoelscher@comcast.net">johnhoelscher@comcast.net</a>
<b>VP</b>	Jim "Goat" Hogan (309) 370-6901, <a href="mailto:bzsource@hotmail.com">bzsource@hotmail.com</a>
<b>SEC/TREAS</b>	"Smokin" Jim Fassino (309) 243-8590, <a href="mailto:jfassino@comcast.net">jfassino@comcast.net</a>
<b>SAFETY</b>	Kerry "Crash" Delvecchio (309) 243-1436, <a href="mailto:kerrydel@mchsi.com">kerrydel@mchsi.com</a>
<b>WEBMASTER</b>	Terry "Terrance" Beachler (309) 579-2209, (309) 696-0035, <a href="mailto:terryb@beachlers.com">terryb@beachlers.com</a>
<b>NEWSLETTER EDITOR</b>	Bob "Grumplestiltskin" Wilson (309) 219-4262, <a href="mailto:wilsorc@gmail.com">wilsorc@gmail.com</a>
<b>CONTEST DIRECTORS</b>	Bob Wilson

### FLYING FIELD LOCATION

The new flying field is located off Old Galena Rd ½ mile north of the Caterpillar Tech Center on the west side of the road.

GPS Location: N40 51.844' W89 33.788'

### FLYING HOURS

Flying hours are 8am until dusk, Monday thru Friday. Saturday & Sunday.

### MEMBERSHIP

Club dues are \$100/year. All members and flyers must belong to the Academy of Model Aeronautics (AMA). A \$300 dollar new field assessment will be initiated for all new club members in 2009. This assessment can be made in one payment or three, \$100 payments extended over 3 years.

### GENERAL

We are committed to having fun and the safe operation of model aircraft.

The Peoria RC Modelers is an equal opportunity, not-for-profit organization and welcomes all new members.

### FLIGHT INSTRUCTION

The Peoria RC Modelers offers flight instruction as a free service to members. However, flight students are urged to supply their own aircraft, radio and support equipment. Students should also coordinate training schedules with the instructor. A club trainer airplane is available for special situations.

#### Glow, gas & electric fixed wing

Dave Olson, (309) 688-6204, [dmolson@ameritech.com](mailto:dmolson@ameritech.com)

#### Glow, gas, electric fixed wing & helicopter

Jim Fassino, (309) 243-8590, [jfassino@comcast.net](mailto:jfassino@comcast.net)

#### Glow, gas fixed wing

Bob Wilson, (309) 219-4262, [wilsorc@gmail.com](mailto:wilsorc@gmail.com)

#### Soaring

Roger Stegall, (309) 579-3023, [rogerstegall@hotmail.com](mailto:rogerstegall@hotmail.com)

## PHOTO OF THE MONTH




Photo by Wilson

The Long Walk

### Photo of the month explanation:

Our new field is still without the convenience of a bathroom facility. Club members experiencing "The Call of the Wild" have a choice to make. The choices are:

1. To jump into your vehicle and drive to the nearest convenient store...miles away.
2. As demonstrated by the hearty club member above, making the "Long Walk" to the wooded area at the West end the field.

## APRIL CLUB MEETING

Bob Wilson, Newsletter Editor

Alas, I was visiting a friend in Charleston during the last club meeting and missed out on getting any photos of the get-together. I did, however, have a great time in Charleston and got to see all kinds of interesting sights. I should note that this was the last club meeting at TGI-Fridays until Fall. Our May meeting will be at the field.

**Note: A copy of the minutes for the preceding club meeting will be sent to all members along with the newsletter. Non-members will only receive the newsletter.**



This is a view of Charleston from the carrier Yorktown's deck.

# 2009 CLUB CALENDAR

MAY	
2	Four Star Racing Series, Washington, IL.
5	Club meeting at the field. 7pm meeting begins.
16-17	PRCM Open House Weekend
23	Four Star Racing Series, Bloomington, IL.
JUNE	
2	Club meeting at the field. 7pm meeting begins.
5-7	SIRS Leukemia Benefit Fly In
6	NSRCA District IV & V Pattern Shootout, Muncie, IN
27-28	Hoffman Estates, Jim Hubbard Memorial Pattern Contest
29-30	AMA NATS Scale Aerobatics
JULY	
1-2	AMA NATS Scale Aerobatics
7	Club meeting at the field. 7pm meeting begins.
13-17	AMA NATS RC Pattern, Muncie, IN
18	Four Star Racing Series, Peoria, IL
27-31	EAA AirVenture Oshkosh
AUGUST	
1-2	EAA AirVenture Oshkosh
1-2	Fat Lake Pattern Rendezvous
4	Club meeting at the field. 7pm meeting begins.
8	Four Star Racing Series, Pekin, IL
SEPTEMBER	
1	Club meeting at the field. 7pm meeting begins.
5-6	Fox Valley Pattern Contest
OCTOBER	
6	Club meeting at TGI Fridays, 5300 W. War Memorial Dr. 6pm, pre-meeting dinner. 7pm meeting begins.
NOVEMBER	
3	Club meeting at TGI Fridays, 5300 W. War Memorial Dr. 6pm, pre-meeting dinner. 7pm meeting begins.
DECEMBER	
1	Club meeting at TGI Fridays, 5300 W. War Memorial Dr. 6pm, pre-meeting dinner. 7pm meeting begins.

## NOT SHOWN ON CALENDAR

### "LIARS & FLYERS" WEEKLY BREAKFAST

Bloviation & gluttony begins at 7am every Saturday morning at Bob Evans Restaurant on Allen Rd.

### AMA NATS

Note: I have listed just the NATS IMAC Scale Aerobatics and the NATS NSRCA Pattern events on the calendar. The NATS itself continues from June 29<sup>th</sup> through August 11<sup>th</sup>, 2009.

### FRIDAY NIGHT ELECTRIC FLY, 9:00-11:30pm

Friday night flying at the soccer complex has been discontinued until this Fall. See Jim Fassino's column "Electric Flying" for additional information.

### MONDAY NIGHT DISTRICT 150 ELECTRIC FLY, 6:00-9:00pm

Monday night electric flying has been discontinued until this Fall. See Jim Fassino's column "Electric Flying" for additional information.

**HEAR YEE, HEAR YEE! The Peoria RC Modelers needs additional AMA Contest Directors. The procedure is simple and the test is easy...see Bob Wilson for additional information.**

## GRAND OPENING

Jim Hogan, PRCM VP, Event Coordinator

The Grand Opening will be held at our new field on Saturday, May 16 with the ribbon cutting at 9:00am. Most of the details are complete but we still need some help in the morning parking cars and helping out on the registration and raffle desk during the day. We are asking you to volunteer to help out. This will not restrict your flying, but will help our club make a good impression on our visitors. We'll have sign up sheets at the May meeting.

If you are flying or not, we ask that you bring an airplane to set in our static display area to show the many different models we fly. Yes, even a pattern airplane would be welcome. We are encouraging the public to attend and will have some of our members ready to assist potential new members to learn to fly.

We have good news! Donations for our door prizes for the Open House are coming along nicely. We have Items donated by Computer Deli, Central R/C Hobbies, Benardi's Restaurant, Roger Stegall, Comcast, Terry's BP, and we are not done yet.

### GARAGE SALE

After the May meeting at the field, we'll have a "Garage Sale" offering most of the items in the shed to all members. We need the space for the mower and with the shed and shelter about complete, most of these Items are no longer needed.

We have nails, screws, clip boards, storage boxes, various building Materials and other "Junkque." Also, anyone wanting to bring RC items for sale is welcome.

Good time to stock up and add some money for our treasury.

## PRCM FOUR STAR RACING TEAM

[www.fourstarracing.net](http://www.fourstarracing.net)

Jim Hogan, PRCM VP  
George Knight, PRCM Event Coordinator

The 2009 racing season is upon us! The Washington RC Flyers kick off the year with the first event on May 2<sup>nd</sup>. Registration begins at 8:30, with a pilots briefing at 9:00 and racing begins at 9:30.

These are hugely fun events, so even if you are not racing show up and support the PRCM racing team.

## ELECTRIC FLYING

Jim Fassino, PRCM Treasurer & Event Coordinator

The indoor flying season has ended with our Friday, April 24, 2009 evening. The Midwest Sports Complex has been our home for the last seven months of flying. Over those seven months we have had 30 evenings of flying with 34 separate pilots participating. We have averaged 11.35 pilots per event. Our winners of the best attendance for the season go to Tom Imhoff, Glen Howard, Steve Blessin and Jim Fassino, each with almost perfect attendance. The only other pilot attending 20 or more for the season was Peggy Sutter. Joe Board started attending late in the season but since then he has been a regular. Joe says he plans to join the club so he can continue to fly with the Peoria

RC Modelers. Over the indoor season we had Tom Imhoff and Peggy Sutter both join the club. Glen Howard has also talked about joining as a Park Flyer member.

If you plan to put your indoor airplanes away for the summer you should consider storing your Lipo batteries at a 50% charge. You may have noticed when you buy a new Lipo battery and put it on the charger for the first time that it is at 50% of capacity. It is also recommended to keep them in a cool dry place. I recommend the vegetable drawer in your refrigerator.

Thanks to everyone who participated this year and we hope to see you in the fall.



Aaron DeSalvio flying his Christmas present; an Eflite Blade MCX.



An interesting photo of the Midwest Soccer Complex taken from Jim Fassino's Cessna 195.

## PATTERN FLYING



Bob Wilson, Newsletter Editor & Event Coordinator

Flying time is just about here. Some of us have managed to get up in the air between rain showers, wind and cold temperatures. On Saturday (4/25) the wind howled all day and thunderstorms were all around us. Suddenly, at about 3pm all the wind stopped. I called everyone I could think of and headed out to the field. Joe Lang and "The Chummer" were there and the air was great.

Now, to show the membership that I am a "fair and balanced" editor (to quote Fox News) I'm going to admit to something. I arrived at the field and discovered I had forgotten my wing...Dumb! I went home retrieved the wing and still got in about 6 flights.

The pattern season is coming fast and those wanting to compete in Sportsman need to start doing some serious practice. "The Chummer" is tearing up the skies and Joe Lang is looking good. I'm going to fly Intermediate this year and so far my sequence is so-so.

The first big meet will be the District 4 & 5 "Shoot Out" in Muncie on June 6. This has been an ongoing challenge for several years. We are District 5 and District 4 includes; Indiana, Kentucky, Michigan, Ohio and West Virginia. So far the boys in Chicago (The Chicago Mafia) have been pulling the load so let's give them some help this year.

The next meet will be at Hoffman Estates on June 27-28. This is always a good time.

In July 13-17, the AMA Nationals are having their pattern competition. The Sportsman class is not represented here but some of you may be ready to try Intermediate.

And then!! Our first ever sanctioned pattern event in Peoria. The Fat Lake Pattern Rendezvous on August 1-2. This should be a real hoot!

Ending up the season will be The Fox Valley pattern meet on September 5-6.

So, for all you want-to-be pattern guys, go to the NSRCA website (<http://nsrca.us/>), download the Sportsman sequence and start practicing. The Sportsman sequence is unique in that you can fly any airplane and you don't have to be a member of the NSRCA. So, give it a try.

## NEW FIELD CONSTRUCTION

Bob Wilson, Newsletter Editor

Thanks to all the club members who have worked tirelessly on the new club flying field. I've tried to get photo documentation as much as possible but, of course, I've still missed a lot of the individual efforts. However, here are some of the photos I did manage to get.



Jim Fassino completed the shelter doors.





Brian Chumbley doing the final trim on the shingles.



Tom Imhoff tilled and planted the runway-overrun areas.



Even our resident farmer Verne "Bun" Schaffner has been a big help, shown here talking with Tommy Imhoff.



Bob Wilson finishing the flagpole installation.



Steve Blessin & Brian Chumbley apply "Intellectual Gray" stain to the buildings.

## BUILDING TIPS

Bob Wilson, Newsletter Editor

### PILOT ON THE CHEAP

Being somewhat thrifty (club members would call me "tight") I hate to pay the exorbitant prices for a pilot figure. I've looked high and low for places to get interesting pilots...the most productive being kid's shampoo bottles with a rubber cartoon character molded onto the lid. Problem is, these molded rubber figures are fairly heavy and most just don't have an "aviation" look to them.

The other day I was looking at Tower's 38% helmeted pilot that sells for \$36 (WHAT?) and decided I could easily make it out of foam.



Tower's EXPENSIVE 38% pilot figure

My first attempt was for a pilot figure on my backup 4-Star 40...much smaller than the 38% figure shown above.

I used 1 1/2" building insulation and cut two pieces roughly the overall size of the pilot figure I needed. I glued these together with epoxy.



Glue foam blocks together.

After the epoxy dried I sketched out the approximate outline of the pilot figure.




Outline and rough cut.

Using a razor and sanding block I formed the figure to the desired size, in this case, to fit in the 4-Star 40 cockpit. [Note that I highlighted the visor by carefully sanding away the foam around it.]




Size and shape.

Because foam reacts with almost anything, it needs to be coated with epoxy so that paint will not affect it. The epoxy can be thinned with alcohol to make it easier to brush on.



Coat foam with epoxy.

The surface of the foam is fairly rough so I used a light coat of Bondo putty over the entire surface. This stuff hardens pretty fast and sands to a smooth surface.



Spread on a light coat of Bondo putty.

Once the surface is sanded smooth, spray on a coat of primer. This usually accents the imperfections, so you may want to add a bit more Bondo!

At this point you have to make a decision as to how perfect you want the surface. For my 4-Starr 40 I didn't work too hard in getting a mirror finish. After all, it will probably be mid-aired by George or Don anyway. Of course, there is the new collision threat, John Hoelscher. These are not "friendly skies" in the pylon-racing environment.



Primer coat.

After the primer, put on your base coat. The base coat needs to thoroughly cure so it can withstand the masking tape on subsequent colors. Rustoleum can be over coated up until about 2 hours...after that any new paint applied will cause the underlying coats to "lift". Wait at least 24 hours or even 36 hrs before applying another coat.

For my pilot with a yellow base coat, I masked off a "super hero" design in blue. When all this was thoroughly cured I masked off and painted the visor in black.



Not as fancy as the Tower pilot but much less expensive...also, very light!



## ASK AMELIA



These are real questions from real members about RC pilot concerns. Amelia Airhead will answer all questions and give unique insights from an area of the brain little explored. Address questions for Amelia directly to the editor. Note: This is an XXX rated column and you may want to protect your children. Amelia Airhead is the pen name of Roger "Pod Man" Stegall.

Dear Amelia

Recently, our club finished construction of a flying shelter and storage shed. I had signed up to help with construction on Saturday and Sunday of the chosen weekend but the crazy group of guys who showed up Thursday and Friday finished the project two days ahead of schedule. I feel somewhat like the guy who got to the airport after the plane had already taken off. Don't get me wrong, I'm glad the project got completed but I wanted to participate in the mayhem as a means of bonding with the new facility. After all the planning and fund raising, the event has been completed, leaving me an empty feeling. I'm afraid I'm suffering from a form of post-partum depression that can only be alleviated by some form of participation or suffering. Since "shrinks" charge in excess of \$50 an hour, I'm thinking my recovery period would require more than enough billed hours to pay for a 1/3 scale ship with a DA 100cc twin. Should I endure countless hours of psychobabble or build a monster gas-guzzling plane to terrorize the flight line?

Sincerely,  
Experiencing Post-Partum

Dear Mr. Partum,

Those guys who built the shelter and shed in two days were racing against a time clock that was set for snow. I have to admit that even I was amazed at how everybody seemed to find something to do with minimal instruction and direction. It's surprising to me that all of the longer poles ended up on the same side of the building. Your building project verified the contention that if you give a group of guys enough hammers and nails, somebody is bound to discover they have a purple finger. The saying that you can "lead a horse to water but you can't make him drink" can loosely be translated into: "you can give a flyer a hammer but you can't make him a carpenter." Concerning your claim of post-partum depression, quit sniveling unless you have had an 8-pound

chunk of balsa ripped from your loins. You guys who want those monster planes are over-compensating for something and we women folk what it is. It's not the wing-span of the plane that counts but how you control it. The guys who win the pattern contests are the ones who can satisfy the judges without making too much noise. There is work yet to be done at your little "field of dreams." If you build it - "they will come" on May 16<sup>th</sup> for an open house. Save me a seat and one of those charred remains you call a hamburger.

Sincerely,  
Amelia Airhead

Dear Amelia,

National news is full of stories of athletes who took steroids or performance enhancing drugs to gain a competitive advantage over others in their sport. The list of documented cases spans the sports world from baseball to kayaking. I write to you because I'm concerned for the integrity of our world-class RC flyers. Should we begin routine steroid testing of top finishers at NATS competitions? As our sport becomes more mainstream, I'm afraid the lure to be the best in the world will entice some participants to shoot-up with more than caffeine-enriched Ding-Dongs. The last thing I want to see in our monthly magazine is a picture of a van full of pattern planes sitting on a pile of used syringes.

Sincerely,  
Seeking Purity

Dear Mr. Seeking

It's true that the recent preoccupation with increasing size has led some athletes to use different forms of steroids. This preoccupation for using chemicals has unfairly tainted the record books of participants who performed in a pre-steroid era. If Babe Ruth wanted to increase his size, the only thing he would grab is a bottle of beer and a hooker. I don't think you need to worry that top-notch RC flyers will resort to drugs as a means to gain competitive advantage for the effort required to overcome spring centering tensions on their transmitter controls. To be a top contender in your sport requires a clear head, agile fingers and the ability to recover from any position. I think I just discovered why I like the RC lads.

Sincerely  
Amelia Airhead

## FOR SALE ITEMS

### TOM HENRY STUFF FOR SALE

Tom Henry has got a whole bunch of stuff for sale, but we haven't established the entire quantity or the prices yet. Here is some of the stuff and if you're interested give him a call or drop an email.

#### Airplanes

"Dragon Lady" with Magnum 120 4-Stroke engine.  
Shoestring racer with Super Tiger 55.  
Spitfire w/ retracts and O.S. 91 4-stroke engine.  
4-Star 60 w/ Saito 90.  
Avistar Trainer w/ O.S. 40  
China Edge ARF (Ask Roger about this airplane)

#### Kits

Focke Wulf 190D

**Engines**

2-Saito 100 4 stroke NIB  
Used YS 120 4-stroke  
Used YS F91-AC 4-stroke

Also: other miscellaneous stuff such as servos, receivers.

Contact Tommy at:

[thomasmhenry53@comcast.net](mailto:thomasmhenry53@comcast.net)

Home phone 243-2081.

