



Particulars: CHARTER 313

President: Jim "Hollywood" Hogan
wildblue62@gmail.com

Vice President: Don "Snappy" Stedman
w9dls@yahoo.com

Secretary/ Treasure: Jim "Smokin-Jimmy" Fassino
JFassino@me.com

Safety: Roger "Podman" Stegall
rogerstegall@hotmail.com

Webmaster: Terry "The Flamer" Beachler
terryb@beachlers.com

Newsletter: Jon "Dew Drop" Dewey
Dew6483@yahoo.com

AMA CONTEST DIRECTORS:

Jim Hogan, Jim Fassino, Jon Dewey

Flying Field Location:

The flying field is located off Old Galena Road, 1/2 mile north of the Caterpillar Technical Center on the west side of the road.

GPS Location: **N40 51.844' W89 33.788'**

Flying Hours:

Flying hours are 8am until dusk, 7 days a week.

Membership:

Club dues are \$110/year. If paid on or before the December club meeting: \$90, If paid between December meeting and Jan 1st, \$100. All members must belong to the Academy of Model Aeronautics (AMA)

General:

We are committed to having fun and the safe operation of model aircraft. The Peoria RC Modelers is an equal opportunity, not-for-profit organization and always welcomes new members.

Flight Instruction:

The Peoria RC Modelers offers flight instruction as a free service to anyone requesting it. Contact a club officer for further information



**ESTABLISHED
SINCE
1954**

Photos OF THE MONTH



Our good friends from the Pekin RC Club. Mike and Donna Smith, and their beautiful Piper L-4 are ready for spring, are you?



THE TIMES THEY ARE A'CHANGING

The RC model aircraft hobby is changing in two important ways. First, the hobbyist of today is more likely to go "online" to buy an out of the box "ready to fly" airplane. Many would not even consider an ARF and building a kit is out of the question. There has been a rise in online retailers such as Hobby King, Motion RC and Maxford USA, for example, which will ship the same day and you are ready to fly by the week-end.



Many RC modelers of today are not builders and may not have tools or a shop in which to work on airplanes. In many cases, they fly in a school yard and have no affiliation with an RC club or the AMA.

That maybe a major reason RC clubs across the nation are seeing fewer members. Also, young people vital to the future of our hobby, are more involved with interests such as video gaming. It is a challenge to RC clubs around the country. Locally, we need to open our club and seek new members who fly differently than "old line" members. We need to welcome drone and FPV pilots who are a growing part of our hobby.



The second change is the loss of hobby shops around the Midwest. Much of this is because of "online" hobby shops. It is unfortunate to see them go. Two major hobby shops in the Chicago area recently closed. Venture Hobbies and Al's Hobby Shop were stores which you could go into and spend a hour just looking through shelves of "Stuff" some which has been sitting for years. Since building model airplanes from kits is a thing of the past, there is no need for hobby shops to stock supplies for building airplanes such as engines, coverings, and even dope. The online "Squeeze" has been difficult for hobby shops to counter.



**"They Don't
Make Them Like
This Anymore!"**



We have Dynamic Balsa, one of the "old Line" hobby shops still offer about anything you need for the hobby. The Leonore, Illinois store is a destination hobby shop in which you can spend hours looking through anything related to our hobby. Brian is a true hobbyist who buys out failing hobby shops and brings their inventory to central Illinois. You can get lost in Brian's store looking through dozens of used airplanes. Need just one wheel, or gear set for a servo, you'll find it at Brian's. Don't forget to walk upstairs to find even more stuff.

Many modern RC flyers have never been to stores like Dynamic Balsa, and don't understand the need. All they need is a few key strokes on the computer and a place for the UPS truck to shop.

As we attract new members to our club, it is worth inviting them on a Saturday afternoon trip to Dynamic Balsa. It could very well seal a new member for PRCM.

See you in the lawn chairs!

Jim "Hollywood" Hogan



DYNAMIC Balsa



**From the Great War
to the Great Deal**

**A complete Hobby Shop
Specializing in New and Used
Aircraft, Radios and Engines**

Leonore, IL 61332

815 856-2272

Racing and COMBAT

OUR 2017 CONTEST SCHEDULE IS SET


As in previous years, our 2017 contest schedule will consist of six dates with year-end results for honors tabulated on a contestant's five best performances. Flying will begin at 9 AM on each date with heats of No Fear Pylon Racing, Unlimited Electric Racing and Combat. Four races of 8-laps per race heat (maximum 4 racers per heat) will be held for each No Fear contest date. Six laps with all contestants flying in each heat will constitute each Unlimited Electric contest day. Each combat contest will consist of three 4-minute heats with all combat pilots flying simultaneously. I hope many of you who have not competed will come to the field and give it a try. Most participants don't expect to win but they do expect to have fun, and are rarely disappointed. Mark your calendars for the following contest dates:

April 22nd  **May 6th**  **June 24th**

July 15th  **August 12th**  **Sept 9th**



Roger Stegall



The Dew Drop Report

NO MAN LEFT BEHIND

The Army's AH64 Apache is a state of the art attack helicopter with a two man crew. After the aircraft is loaded with fuel and armament there is little room left. In May of 2007, an OH58D Kiowa, a small observation helicopter with a crew of two was shot down over Iraq.



As soon as the Kiowa hit the ground it's pilot and co-pilot ran for a nearby irrigation canal as their Kiowa busted into flames. As many as 20 Iraqi insurgents were firing their AK47 at them from across a field. Jumping into the canal the two pilots soon found out the water and mud was much deeper than they had originally thought. The two men feared they may drown as the water came up to their necks. However this proved to be lucky for the pilots. Due to the deep water and the reeds the Iraqis were unable to locate the men and moved their search farther down the canal.

A Predator drone was then able to locate the men and send in help. Soon two AH64 Apache's from the 1st Air Cavalry Division showed up and engaged the insurgents with their 30mm cannons. When the threat had been eliminated one of the two Apache's landed next to the canal. The Kiowa's crew completely covered with mud and water began to make their way to the waiting AH64. The Apache's gunner noticed one of the Kiowa's pilots was not in very good shape. The gunner got out and gave his front seat to the injured man. The gunner and the Kiowa's co-pilot then strapped themselves to the fuselage hand grips above the stub wing pylons on the AH64.



The Apache flew all four men to safety. These kind of daring rescues date back to the AH1 Cobra's in Vietnam. This rescue technique has never formally been endorsed by the US Army until after this daring rescue. Now all helicopter pilots are given hands-on instruction on how to attach themselves to the Apache's fuselage before they are sent to Iraq or Afghanistan. What a wild ride that must have been, It is like four men riding in Steve's two seat Corvette doing 150 MPH, hanging on the outside for dear life.

Jon F. Dewey

Pile In!





AIRCRAFT

a few of
my

favorites...

1.



2.



3.



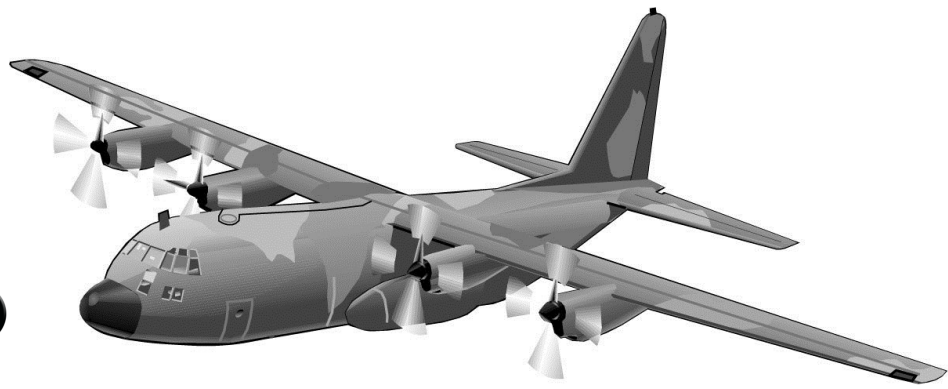
4.




5.



6.



7.



8.



9.



10.



Honorable
MENTION



Is it a coincidence that all my favorites are
All American? I think not! How many can you
name?

Jon F Dewey

Send me your "Top Ten" for future

Newsletters:



You want answers? We've got

Answers Dewey's Favorites:

1. F14 Tomcat
2. F4UF Corsair
3. SBD Dauntless
4. PBY Catalina
5. DC3/C47 Dakota
6. C130 Hercules
7. P 51 Mustang
8. A6 Intruder
9. F86 Saber
10. UH1H Huey
11. Piper J3 Cub /L4 Grasshopper

Send me your Top Ten for future Newsletters to
Dew6483@yahoo.com

Jon F. Dewey

Join the retired, laid off, lame, unemployed or
unmotivated PRCM crew at McDonalds on North
Knoxville every Thursday at 7:00 AM.



Have a cup of Joe, check out the chicks and listen to all the
world's problems being solved

If you're not there,
You will be talked about!



GLUES, GOOPS, FILLERS AND STICKIES

But No Duct Tape!

Hope everyone is warming up and getting planes ready for the season. I'm looking forward to getting some stick time in soon. My winter project looks like it will go well into spring as progress has slowed down and other commitments have eaten away at my shop time. This month I'll take on the subject of adhesives and what few tricks I have gathered to make life a little easier.



CA Glues-I use ZAP products almost exclusively. They seem to have the most consistent quality and shelf life. Along with their ZIP kicker, these two items are always close by. Tip #1-always use a glue tip with CA. Store the tips and extra caps in a shallow jar of acetone and you'll always have a clean clogged free system on hand. When you're ready to put it away, remove the tip, squeeze the bottle a couple of time to clear the nozzle and whip it off with a bit of paper towel and acetone. You will never fight with a stopped up tip again.



Titebond-If I have a good close fitting part, original Titebond is my go to glue. There is a Titebond 2 and a 3 that I have seen some folks use also but my tests always take me back to the original. I picked up the little applicator bottles at Hobby Lobby. When you build a giant scale plane, CA glue becomes a significant cost factor. Titebond is cheap, easy to clean up and dries enough to move on in about 30 minutes. Tip #2-If you get in a hurry, you can Titebond a joint, tack the edge in a couple places with CA, kick it and build on to the next step.



- Fast set - Shortens clamp time
- Bonds stronger than wood
- Excellent heat and solvent-resistance
- Excellent sandability
- Unaffected by finishes
- Easy cleanup with water
- Ideal for interior wood, hardboard, particleboard, leather, cloth and most porous materials

RC56/Formula 560 Canopy glue-Beyond the obvious, I use this for servo horn screws. The old advice on metal geared servos was to use some lock tight. However there were some conformed cases where the vibrations from gas engines and use caused lock tight to fail and horns to come off. RC56 always stays just a little bit flexible and won't fail a servo horn screw. An added benefit is that it is easier to remove the screw for adjustment later on.



Laminating resin-US Composites resin is used for fiberglass work. It serves the same purpose as Z-Poxy but does not leave a waxy surface in the end. It is mixed 3:1 and takes a good 24 hours to cure.



Elmers Wood Filler-Used as a balsa filler, it dries almost the same color as balsa and sands at about the same rate. When I build a balsa plane, I make up a thin slurry by thinning it with water and use my hand to wipe down the whole plane. When it dries in a couple of hours then do your final sanding and you will have glass smooth finish to cover.



Epoxy fillers-On the left is cotton flox. Mix this with structural epoxy to a peanut butter consistency and use it for fillets. This works great for attaching formers inside a glass fuse or attaching cowl rings. You do not want to create a situation where you need to sand this, it's tough! On the right is micro balloons. Used to thicken epoxy for a filler or just to make epoxy more manageable. It is sandable and the thicker you mix it, the easier it is to sand. I bought 1 pound bags of each of these several years ago for about \$20 and it's probably a lifetime supply. Clean up is with denatured alcohol which I keep in a spray bottle in my shop.

That's all for this month, back to the shop for me. As it warms up and the flying bug hits you, take some time to love on your batteries. Ge them out, run them through cycle or two and lets get this season started off right! Ideas you would like to see covered in this section? Drop me an email and Ill work it in and if you need building help, let me know.


See you at the field

Whiskey

Co Pilot of the Month


















TRIVIA

Who can name
this airplane?



Hint: It is Number 4 on the "Top Ten" list

APRIL 2017

SUNDAY	MONDAY	TUESDAY	WEDNESDAY	THURSDAY	FRIDAY	SATURDAY
						1 STEAK N SHAKE  APRIL FOOLS' DAY
2 	3	4 Club Meeting At Bernardi's	5	6 7AM North 	7  11AM 	8 7AM Grand  
9 <i>Palm Sunday</i> 	10	11	12	13 	14 11AM 	15 Prairie 
16 	17	18 I PAY MY TAXES!	19	20 7AM 	21 11AM 	22 7AM 
23	24	25	26	27 Knoxville i'm lovin' it	28 11AM 	29 7AM 
30						

Open House

MAY 13TH 2017

JOIN THE FUN



Peoria RC Modelers Open House & Fun Fly



Peoria RC Modelers Open House & Fun Fly
14501 Old Galena Road, Mossville, IL
May 13, 2017 Fun Starts at 9am

Peoria RC Modelers Annual Open House, come fly with us, come watch or come to learn more about Radio Controlled Aviation. Lunch will be available, no landing fees. Visit our website for more details. AMA Sanction #17-XXXX

www.PeoriaRCModelers.com



TBM AVENGER REUNION

A rare sight will greet the warbird world this May 20th in Peru, Illinois for the TBM Avenger Gathering organized by Brad Deckert, and his company TBM Avenger LLC. At least 14 Grumman TBM Avengers are expected to gather at Illinois Valley Regional Airport for a mixture of public displays and an owner/operators conference. Come out and enjoy the day.



"That's
all
folks!"