

# PEORIA RC MODELERS

## 2017

### NEWSLETTER

# May

## Particulars:

### CHARTER 313

**President:** Jim "Hollywood" Hogan

[wildblue62@gmail.com](mailto:wildblue62@gmail.com)

**Vice President:** Don "Snappy" Stedman

[w9dls@yahoo.com](mailto:w9dls@yahoo.com)

**Secretary/ Treasure:** Jim "Smokin-Jimmy" Fassino

[JFassino@me.com](mailto:JFassino@me.com)

**Safety:** Roger "Podman" Stegall

[rogerstegall@hotmail.com](mailto:rogerstegall@hotmail.com)

**Webmaster:** Terry "The Flamer" Beachler

[terryb@beachlers.com](mailto:terryb@beachlers.com)

**Newsletter:** Jon "Dew Drop" Dewey

[Dew6483@yahoo.com](mailto:Dew6483@yahoo.com)

#### AMA CONTEST DIRECTORS:

Jim Hogan, Jim Fassino, Jon Dewey

#### Flying Field Location:

The flying field is located off Old Galena Road, 1/2 mile north of the Caterpillar Technical Center on the west side of the road.

GPS Location: **N40 51.844' W89 33.788'**

#### Flying Hours:

Flying hours are 8am until dusk, 7 days a week.

#### Membership:

Club dues are \$110/year. If paid on or before the December club meeting: \$90, If paid between December meeting and Jan 1st, \$100. All members must belong to the Academy of Model Aeronautics (AMA)

#### General:

We are committed to having fun and the safe operation of model aircraft. The Peoria RC Modelers is an equal opportunity, not-for-profit organization and always welcomes new members.

#### Flight Instruction:

The Peoria RC Modelers offers flight instruction as a free service to anyone requesting it. Contact a club officer for further information



ESTABLISHED  
SINCE  
**1954**



# 2nd Annual

# TBM Gathering

## MAY 20TH 9AM-4PM

## PERU, ILLINOIS





## James Hogan

You have heard me talk about how our hobby is going through change. Fewer young people are entering flying model airplanes and RC clubs are losing membership. Hobby shops are feeling the lose of fewer buyers and more "on line" retailers.

A group of us attended the Toledo Model Expo in April, and we wanted to know how the exhibitors where responding to the changing hobby. We found that the show was down just a little in exhibitors, and we generally felt the quality of the show was improved.

There has been growing changes with hobby suppliers noted at Toledo. With the loss of many Mom and Pop hobby shops, suppliers need to change their distribution strategy. Almost all the exhibitors where selling out of their booths. Even Horizon Hobby was selling through their local mega-dealer. Manufactures such as Balsa USA and Sig had large quantities of inventory for sale on the spot. Balsa USA had "at least one of everything" in a kit wall that stood 6 feet high.



Hitec and Hobbico where the only two vendors not selling out of their booths.

Hitec, however, did have a distributor who was selling nearby. I asked a Hobbico representative way they were not selling? He smiled but said nothing

# I Know Nothing!



I would expect to see Tower selling in Hobbico's booth in the next few years.

If hobby shops continue to close, our hobby vendors will have to make some hard distribution decisions. For every shop that closes, that is one less customer for the manufacturer's and their distributors.

Since "on line sales" are part of our world, could it be possible for people like Hobbico and Horizon to sell through Amazon? Well, the answer is yes. It puts another nail in the hobby shop coffin. I found air-planes from Hobbico and Horizon. I found engines, radios and hardware on Amazon. Maybe that is why Tower Hobbies has such a low profile lately. If I was looking to go into the general hobby shop business, I think I would be better off putting my money into the development of jet powered biplanes. But, I also expect to see the development of the Mega-hobby dealer. Shops with "brick and mortar" set up regional to draw hobbyist from hundreds of miles around. Dynamic Balsa in Leonore, Illinois, is one such shop that meets this dynamic. They draw from Iowa, Illinois including the Chicago area. In fact, as other shops shut down, I expect Dynamic Balsa to grow

The hobby shop of the future, in my opinion, will feature RC airplanes from kits and ARF's to engines, radios, and hardware. These stores will also concentrate on used equipment and airplanes. It is the type of store you can spend hours looking through "stuff" you can't find and the general line hobby shops.

*See you in the lawn chairs.*




*Jim "Hollywood" Hogan*





# TB's TOP TEN

10.



9.



8.



7.



6.



5.



4.



3.



2.



1.



How many of Terry Beachler's Top Ten could you name?

Honorable Mention







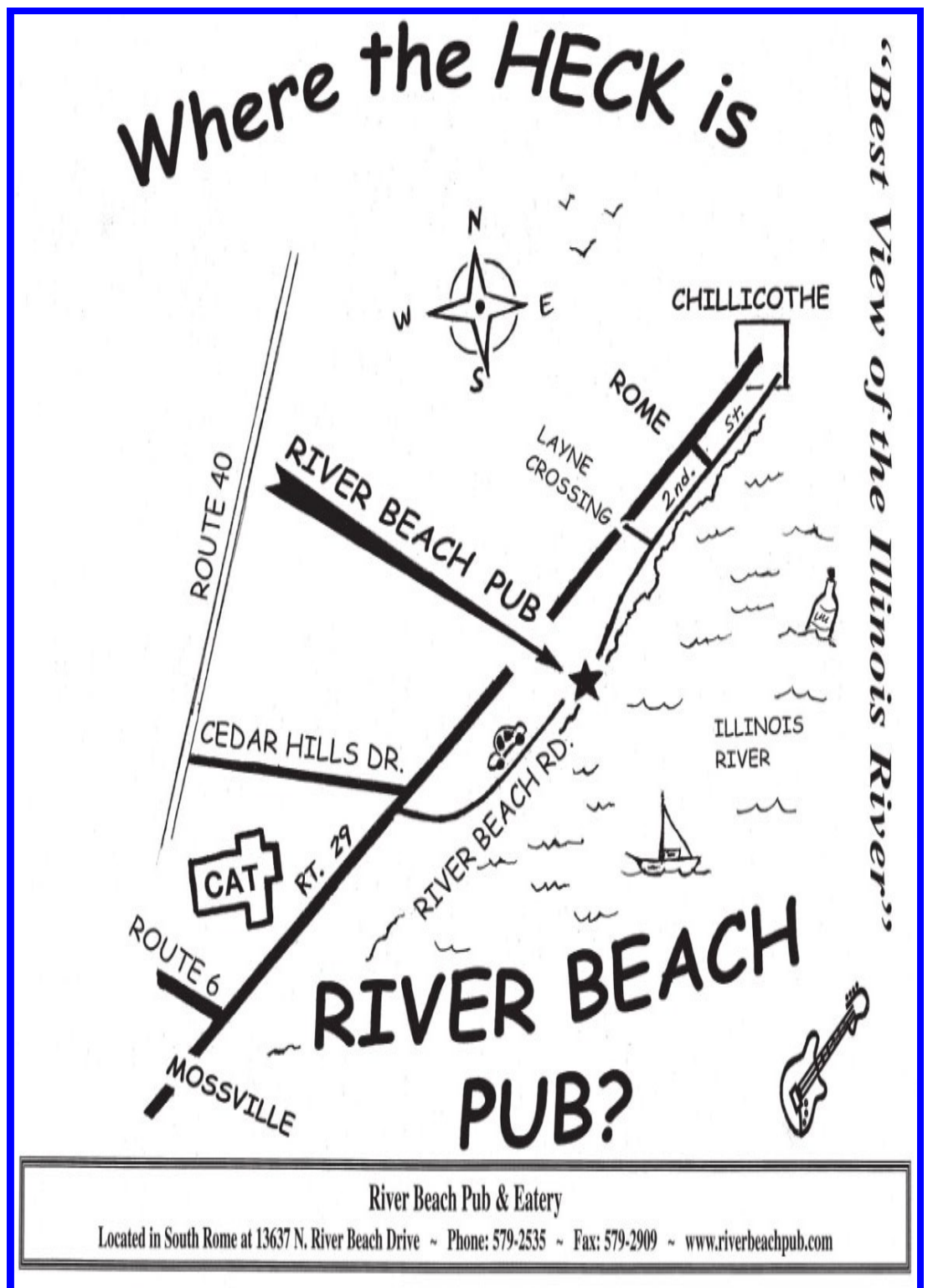
# Club Meeting ! at the field.

Bring something to fly before;  
gather at the Beach Pub after.

**May 2nd - 7pm**

**TB** - favorites -

10. Waco CG4A Assault Glider
  9. F86 Saber
  8. Howard DGA (Dam good Airplane)
  7. Stinson Gull wing
  6. New Standard Biplane
  5. Hot Air Balloon
  4. Schweizer 2-33 Sailplane
  3. A-10 Warthog
  2. C-130 Hercules
  1. Luscombe 8A
- Honorable Mention: B-2 Spirit



**PRECISION R/C HOBBIES**

**PLANES - CARS - BOATS**

*"Every Day Low Prices ~ Friendly, Expert Service"*  
Tues. - Fri: 10:00 - 6:30 PM & Sat: 10:00 - 4:00 PM


Jim Byer - Proprietor  
309-347-0975  
1901 South 2nd St.  
Pekin, IL 61554







Warbirds are not covered in plastic film and the surface is not perfectly smooth. The metal skins must be attached to the framework with rivets and thus continues my FW190 ARF quest. As always with a scale model, there are multiple ways to create the illusion of rivets and panel lines. Sharpie marker, glue dots, vinyl cutouts, melted in and rivet masks just to name a few.



To create a panel line, layout the line with Chart-Pac tape. This is 1/32" Be careful not to stretch it as you apply it or it will lift.




Shoot 3 or 4 coats of Filler Primer over the tape lines and let it cure up for a couple of days. I didn't have a couple of days here so I flash dried it with a heat gun. After it's dry, lightly sand to expose the top of the tape and remove it.



You can see the panel lines here are rough on the edges. A result of the primer not being fully cured. The other set of lines is an example of the Sharpie marker method of panel lines. This set of rivets are to represent flush rivets. Progressively smaller pieces of brass tube were crimped together and mounted in a \$4 iron from Harbor Freight. On this project, I used a ruler taped to the surface and made a rivet about every 1/8" right into the primer. It leaves a little ridge but when it all done, I wet sand the whole surface with 400 grit sandpaper.






Here you can see the surface has been sanded and the melted in rivets leave a nice effect. A piece of aluminum tape can be used to simulate an inspection panel with a small screwdriver pressed in around the perimeter for screw heads. The glue bottle holds a slightly thinned mixture of Titebond and with the attached needle you can create raised of mushroom rivets. It takes some practice to get a consistent size with this method and you can tell here, I didn't practice much!



Here, the panel is sprayed with a silver base and all the little details are really popping out. At this point, the piece is ready to be weathered and cleared. This is an active test panel in the shop right now and from this point I am trying a couple more new techniques. Stay tuned!



This is not a fast process and takes hours and hours of neck straining and very repetitive work to accomplish but I think it is worth it in the end. How many rivets are on your plane? So far 8 days' worth.

Hope to see you all at the open house. I have been to the field twice this year and still have not accomplished any flight time. The Decathlon had some serious electrical issues that plagued me for several days trying to figure out the problem. Several years ago I purchased a bulk pack of knockoff Deans connectors. These are not the same and were creating random disconnects. I had them all replaced with the real deal and solved the problem. Luckily I caught the problem and addressed it before I flew. It pays to have a good checklist.

Until next month, measure once, cut long, and whittle to fit.

*Whiskey*





The title of most decorated American soldier goes to Robert Lewis Howard, a US Army soldier and Medal of Honor recipient of the Vietnam War. Howard was born July 11, 1939 and he died at age 70 on December 23, 2009. Robert L. Howard was wounded 14 times while serving over 54 months of combat. He was awarded 8 Purple Hearts, 4 Bronze Stars, and was nominated for the Medal of Honor in three separate cases. Robert L. Howard enlisted in the US Army at Montgomery, Alabama as a private and retired at the rank of Full Colonel.

As a Special Forces sergeant servicing in Vietnam he was recommended for the Medal of Honor on three separate occasions for three different actions.

All three nominations happened in thirteen months of combat from 1967 to 1968. His actions and bravery gained him respect among his soldiers. His first two nominations for Medal of Honor were downgraded to a Silver Star and the Distinguished Service Cross due to the covert nature of the secret operations in which he participated. The third nomination came during a rescue mission in Cambodia on December 30, 1968, when he served as a Sergeant First Class in MACV-SOG. In this operations, Howard was second in command of a platoon-sized Hornet Force that was searching for a missing American soldier Robert Scherdin, when he was finally awarded the Medal of Honor for his actions on that day. He learned of the award over a two-way radio while under enemy fire. He was told Immediately after being wounded, resulting in one of his eight Purple Hearts.

He received two Masters degrees during his government career which spanned almost 50 years.

Howard retired as a full Colonel in 1992. His Army career spanned from 1956 to 1992.

## U.S. Awards & Decorations:

Medal of Honor

Distinguished Service Cross with oak leaf cluster

Silver Star

Legion of Merit with 3 oak leaf clusters

Bronze Star with "V" device & 3 oak leaf clusters

Purple Heart with 7 oak leaf clusters

Meritorious Service Medal with 2 oak leaf clusters and 3 Bronze oak leaf cluster

Air Medal with "V" device & award numerals 3

Joint Service Commendation with Silver and Bronze oak leaf cluster

Army Commendation Medal with "V" device & 6 oak leaf clusters

Joint Service Achievement Medal

Army Achievement Medal with Bronze oak leaf cluster

Presidential Unit Citation with oak leaf cluster

Meritorious Unit Commendation

Navy Unit Commendation

Good Conduct Medal with 4 Good Conduct Loops

Campaign & Service awards

National Defense Service Medal

Armed Forces Expeditionary Medal with 3 service stars

Vietnam Service Medal with 3 service stars

Army Overseas Service Ribbon

Armed Forces Reserve Medal

NCO Professional Development Ribbon with award numeral "2"

Army Service Ribbon

***Note: Medal with "V device", awarded for Valor***

***Oak leaf cluster— Denotes multiple awards of the same medal. Silver Oak leaf—Denotes 5 awards***





## US Badges and Tabs

Special Forces Tab

Ranger Tab

Combat Infantryman Badge

Expert Infantryman Badge

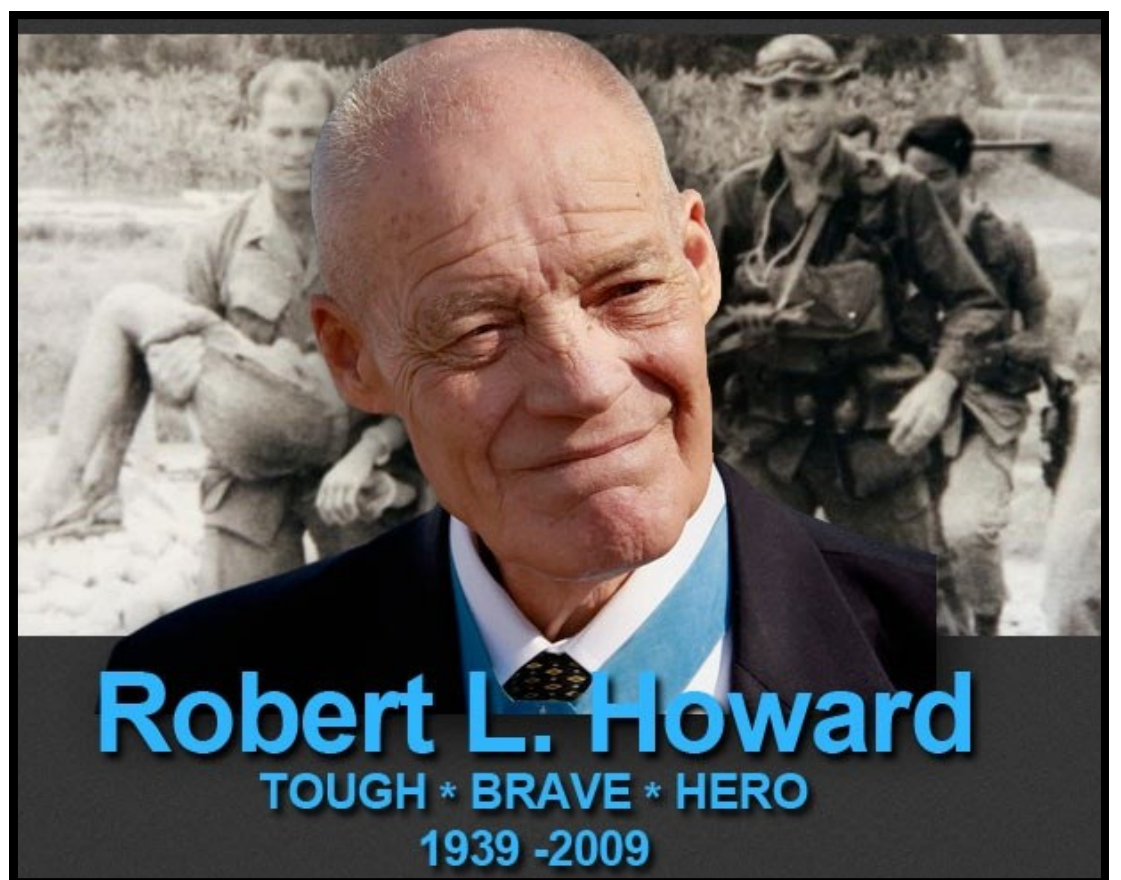
Aircrew Badge

Master Parachutist Badge

Air Assault Badge

Pathfinder Badge

Expert Marksmanship Badge



## Foreign Awards & Decorations

Vietnamese Cross of Gallantry with Gold Star (Corps), Silver Star (Division) and Bronze Star (Regiment/Brigade)

Republic of Vietnam Armed Forces Honor Medal, 1st Class

Republic of Vietnam Civil Actions Medal, 1st Class

Republic of Vietnam Wound Medal

Republic of Vietnam Staff Service Medal, 2nd Class

Republic of Vietnam Campaign Medal with 1960 bar

Republic of Korea Order of National Security Merit (Sam-II Medal)

Republic of Vietnam Cross of Gallantry Unit Citation with Palm

Vietnam Civil Actions Unit Citation with Palm

French Parachutist Badge

Republic of Vietnam Master Parachute Badge

Republic of Vietnam Ranger Badge

Thai Master Parachute Wings

Korean Master Parachute Badge

Thai Balloonist Badge



Robert L. Howard is probably the single most decorated American soldier in US Military History and his military career and his life story is one of greatest I've ever heard. "Cancer did what the enemy never could to him". A great man and greater soldier, true American Hero died of pancreatic cancer on December 23, 2009 and he lays in rest at Arlington National Cemetery

Please remember him on this Memorial day.

*D.W.*

# DYNAMIC Balsa



## From the Great War to the Great Deal

A complete Hobby Shop  
Specializing in New and Used  
Aircraft, Radios and Engines

**Leonore, IL 61332**

**815 856-2272**





**Dear:**

**Sum**

**Ting**

**Wong.**

These are the rantings of a ghost-writers known but to God. Someone has taken on the pen name of "Dear Sum Ting Wong". Other than the physical copying from one medium to another, the editor takes no responsibility in the blasphemy and lunacy herein expressed.

**So Wong:**

The other day I was in a hurry and I needed to get a quick lunch. So I pulled into the drive thru that was advertising two Gyros for \$6.00, however I only wanted one. The women on the other end of the speaker continued to ask me if I was sure I did not want two Gyros. I explained to her I was in a hurry and only wanted one. When I pulled up to the window to pay, this is where my frustration really began. The young girl tried to explain to me the button on the cash register was set up for the special price of two sandwiches for \$6.00 and she didn't really know how much only one sandwich would cost. I tried to teach her to simply divide by two....then we got to the 7.5% tax! What is wrong with our kids today?

*Signed: Stuck in the drive thru*

**Dear Stuck:**

I understand your frustration. We have all heard about how the school system continues to make it easier for the students and the teachers, but I like to call it "dumbing it down". Here is a little scenario to try to explain what has happened over the last few years.

1. Teaching math in 1956

A logger sells a truck load of lumber for \$100. His cost of production is  $\frac{4}{5}$  of the price. What is his profit?

2. Teaching math in 1976

A logger sells a truck load of lumber for \$100. His cost of the production is  $\frac{4}{5}$ , or \$80. what is his profit?

3. Teaching math in 1986

A logger sells a truck load of lumber for \$100. His cost of the production is \$80. did he make a profit?  
**YES or No**

4 Teaching math in 1996

A logger sells a truck load of lumber for \$100. His cost of production is \$80 and his profit is \$20. Your assignment is to underline the number 20.

5. Teaching math in 2016

A logger cuts down a beautiful forest because he is selfish and inconsiderate and cares nothing for the habitat of animals or the preservation of our woodlands. He does this so he can make a profit of only \$20. What do you think of his way of making a living? Topic for the class after answering the question: How did the birds and squirrels feel as the logger cut down their homes? (There are no wrong answers, feel free to express your feelings e.g. anger, anxiety, inadequacy, helplessness ect) Should you require debriefing after this exam their will be counselors available for you to talk to.

And you were in a **HURRY!** You selfish man, just put yourself in her shoes for just one 3 hour shift at Arby's and see how you would feel. Next time just order two Gyros!

S.T.W. 高少咪



# TRIVIA

C H A L L E N G E

Who can name  
this:

Copilot  
of the Month?



*Remembering those  
who paid for our  
freedom.*



# Have a nice

# MEMORIAL DAY

**ASTRO** Van



## Hobbies

*See Roger for all your Electrical  
And spinner needs.*



Sunday	Monday	Tuesday	Wednesday	Thursday	Friday	Saturday
May 2017						
	1	2 Meeting 7PM	3	4 7AM 	5 1030am 	6 9AM 
7	8	9	10	11 7AM 	12 1030am 	13 9am-4pm 
14 HAPPY Mother's Day	15	16	17	18 7AM 	19 1030am 	20 7AM 
21	22	23	24	25 7AM 	26 1030am 	27 7AM 
28 	29 memorial DAY	30	31	Notes:  are back at it: Flying Fridays at 1030am		

And the answer is ...

Join the retired, laid off, lame, unemployed or unmotivated PRCM crew at McDonalds on North Knoxville every Thursday at 7:00 AM.



Have a cup of Joe, check out the chicks and listen to all the world's problems being solved

If you're not there,  
You will be talked about!







## Peoria RC Modelers Open House & Fun Fly



Peoria RC Modelers Open House & Fun Fly  
14501 Old Galena Road, Mossville, IL  
May 13, 2017 Fun Starts at 9am

Peoria RC Modelers Annual Open House, come fly with us, come watch or come to learn more about Radio Controlled Aviation. Lunch will be available, no landing fees. Visit our website for more details. AMA Sanction #17-XXXX

[www.PeoriaRCModelers.com](http://www.PeoriaRCModelers.com)


# Open House

## Peoria RC Modelers May 13th



**Beachler's**  
VEHICLE CARE & REPAIR

Where The Rubber  
Meets The Road



# That's all Folks!

**CENTRAL RC HOBBIES**  
PEORIA, ILLINOIS  
SPECIALIZING IN RADIO CONTROL HOBBIES  
309-686-8004

**STORE HOURS:**

Mon - Fri : 11:00 AM - 6:30 PM  
Sat : 9:00 AM - 5:00 PM  
Sun : Closed

**COME IN AND SEE US!**

SCOTT & TONI  
cell: (309)-208-3932

