



Particulars: Charter 313

President	Jon "Dew Drop" Dewey Dew6483@yahoo.com
Vice President:	Jim Martin martijl2@mtco.com
Treasure:	Jim "Smokin-Jimmy" Fassino JFassino@me.com
Secretary	Stephen Blessin
Safety:	Joe Lang joe.a.lang@comcast.net
Webmaster:	Terry "The Flamer" Beachler terryb@beachlers.com
Newsletter:	Jon "Dew Drop" Dewey

AMA CONTEST DIRECTORS:

Jim Hogan, Jim Fassino, Jon Dewey, Jim Martin

Flying Field Location:

The flying field is located off Old Galena Road, 1/2 mile north of the Caterpillar Technical Center on the west side of the road.

GPS Location: **N40 51.844' W89 33.788'**

Flying Hours:

Flying hours are 8am until dusk, 7 days a week.

Membership:

Club dues are \$110/year. If paid on or before the December club meeting: \$90, If paid between December meeting and Jan 1st, \$100. All members must belong to the Academy of Model Aeronautics (AMA)

General:


We are committed to having fun and the safe operation of model aircraft. The Peoria RC Modelers is an equal opportunity, not-for-profit organization and always welcomes new members.

Flight Instruction:

The Peoria RC Modelers offers flight instruction as a free service to anyone requesting it. Contact a club officer for further information



DUNLAP HIGH SCHOOL



ESTABLISHED
SINCE
1954

Visit Our Website

peoriarcmodelers.com



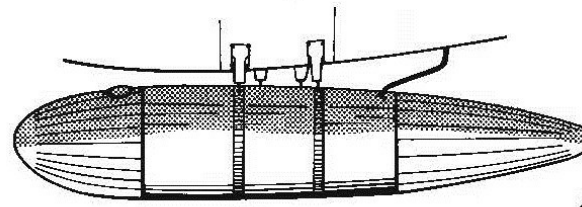
I scream
you scream
we all scream
for ice cream!




World War II was a war fought on many fronts, including the "Home Front". The men and women left at home worked many hours building the equipment used for war. Not only did they work long hours but they were also rationed food, gas and clothing along with many other items deemed necessary for the war. One of the large rationed items was aluminum. The automobile industry was using many thousands of pounds a day building jeeps, tanks, aircraft and ships, but no cars for personal use. The British figured out a way to help save some of the much needed aluminum, that was being "discarded" and lost in battle every day. As the need to fly farther and farther into Germany increased so did the range of the aircraft have to increase. One way to increase the range was to put "drop tanks" under the wings holding extra fuel. When the tanks were empty they were simply discarded and thrown away. Many were then recycled by the enemy and the civilians on the ground. The British figured instead of wasting the much needed aluminum, they would have to build them out of another more available material. Along came the "paper tanks". The British began making paper mache drop tanks. These tanks were cheaper, lighter and the paper was much more available than the much needed aluminum, which was dropped for the German's to re-cycle. Thought the war there are many stories about resourceful individuals who figure out

Drop Tanks

Belly Tanks

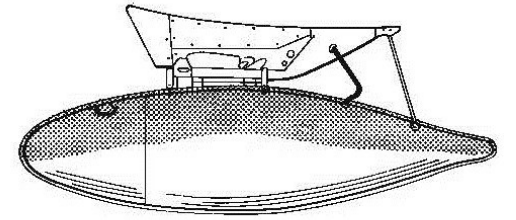


Early 200 gallon Belly Tank
Made of impregnated paper

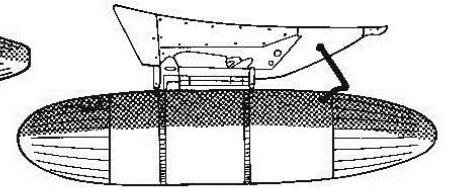


200 gallon "Flat" Belly Tank

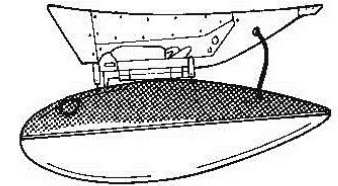
Wing Tanks



150 gallon Wing Tank



108 gallon Paper Wing Tank



75 gallon Wing Tank

new ways to make do without. One example was strapping kegs of beer to the pylons of aircraft to chill them during the missions and to have ice cold beer upon landing. One cook even figured out away to make some ice cream and here is his story: "One morning Sgt. Sing, our Squadron cook, asked me if I would help him with a project to which I agreed of course. He sawed a panel from the top of a paper gas tank in which we carried extra fuel – one that had not been used. He took the baffles out of the inside and hinged the panel he'd cut out so that it could be opened and closed. Into the tank he poured 50 gallons of powdered milk mix, ten gallons of mixed, canned fruit, ten pounds of sugar, some vanilla extract and a few other ingredients that I don't remember. All this was mixed thoroughly and the tank was hung under the wing of my plane. Sgt. Sing told me to fly up to 30,000 feet where the temperature would be about 30 degrees below zero F. I was to slip and skid the airplane around for half an hour to keep the contents mixed up until it froze, then dive down and land as quickly as possible. When I parked the airplane Sgt. Sing dropped the tank off the wing and opened it up to reveal ICE CREAM. Everyone had a feast." so think about this home made ice cream at the field this summer when you have a "Klondike".



D.W.





Dear AMA members,

We're writing to let you know the FAA issued an Interim Final Rule today that will require drone pilots and model aircraft pilots to display their FAA-issued registration number on the outside surface of their aircraft. The rule will take effect on Monday, February 25, which means the markings must be in place for any outdoor flight beginning on that date.

Although most AMA members already have their FAA registration number posted on the outside of their aircraft, AMA will be submitting comments to the FAA requesting a waiver process for those who might be burdened by external markings, such as members who fly scale replica model aircraft. Most importantly, this rule does not change the original acceptable methods of external marking, nor does it specify a particular external surface on which the registration number must be placed. The requirement is simply that the registration number must be seen upon visual inspection of the aircraft's exterior.

As you know, the registration requirement is not new. Congress reinstated this requirement in December 2017 with the passage of the National Defense Authorization Act. Although this rule was flexible and allowed the registration marking to be placed in an enclosed compartment, law enforcement officials and FAA partners have expressed concerns about the safety risks a concealed explosive device could pose to first responders when opening a compartment to find a registration number.

If you would like to submit your own comment on the Interim Final Rule, simply visit www.regulations.gov and search for "RIN 2120-AL32." You can also visit www.faa.gov/news/updates/?newsId=93045 to learn more. The deadline for public comment ends on March 15, 2019.

If you are uncertain if you have a valid FAA registration, you can access your FAA account at <https://faadronezone.faa.gov/#>. This site will allow you to view your personal FAA registration number and expiration date. We strongly advise you to avoid registering your model aircraft anywhere other than the official FAA website. If you register under Section 336, there is a \$5 fee for a three-year registration, and hobbyists receive one identification number for all of their aircraft. Please be aware of unofficial registration websites that charge exorbitant fees or require separate registration fees for each recreational aircraft.

We continue to work closely with the FAA to determine the best path forward regarding recreational UAS operating requirements. As always, thank you for your continued support, and please reach out with any questions.

Thank you,

AMA Government Affairs

A reminder from, Jim Martin


Editor's Note

Here is a fun way to put the required info on the outside of your plane. Many different sticker companies, like Callie Graphics now offer these .





We (Mary and I, and "Jacks" our dog) have been coming to Florida for the last 7 years. One thing I enjoyed about St. Augustine is flying electric RC airplanes from the beach. However, three years ago, the first of three major resort hotels were built on the beach. Today, the quiet St. Augustine has been discovered and many people flee the crowded beaches of south west Florida to come here. St. Augustine is also the I-95 gateway from the northeast. It is no longer safe to fly on the beach because of the people that walk the beach from sunrise to sunset.



I've tried flying, but it is like flying at our field with people walking down the runway. I'd rather just sit on the beach and see who walks by.

The St. Augustine RC Club fly on an old leveled landfill. The soil is poor and grass barely grows. Their field is undeveloped save a few flight stands and a temporary shelter. Compared to where we fly, we are very fortunate. I don't know the current rules are for flying within 5 miles of an airport, but here, airports are all over the place and if you can't get permission from a tower, you and your club could be screwed.

The RC club in Palm Coast, just south of here, had to move their field because of high traffic near their airport. Also, the Navy and Coast Guard fly low level patrols up and down the beach just off the coast. Many times I doubt if there are 400 feet high.



I'd say we at PRCM have it very well. We got a runway that looks like a golf green and aircraft are at least a 1000 feet over our heads. Yes, it is too cold to fly on days in the winter at our club, but these guys down here do not fly much in the summer.



I hope you are getting ready for the flying season in Illinois. I'm anxious to finish my new Cub for this season.

See you in the lawn chairs - in a few weeks.

Jim "Hollywood" Hogan

FOR THE SERIOUS COMPETITOR



Winter and Spring Collide - Entry Lane



Each year our entry lane goes through a transition from being frozen to thawing. This can happen many times as winter and spring collide. On several occasions our lane has been so soft that it cannot support the weight of a cars which results in deep ruts damaging the road and stranded cars.

As you drive into the flying field this spring please watch out for conditions that might damage the road. You may have to part way down the lane and walk the rest of the way if you want to fly. Given the excellent drainage of our soil these conditions will only last a short time if at all.

Please pay special attention to the road condition this spring to help protect the investment we made in our entry lane last year when we purchased the asphalt millings.

Jim Fassino



DYNAMIC BALSA

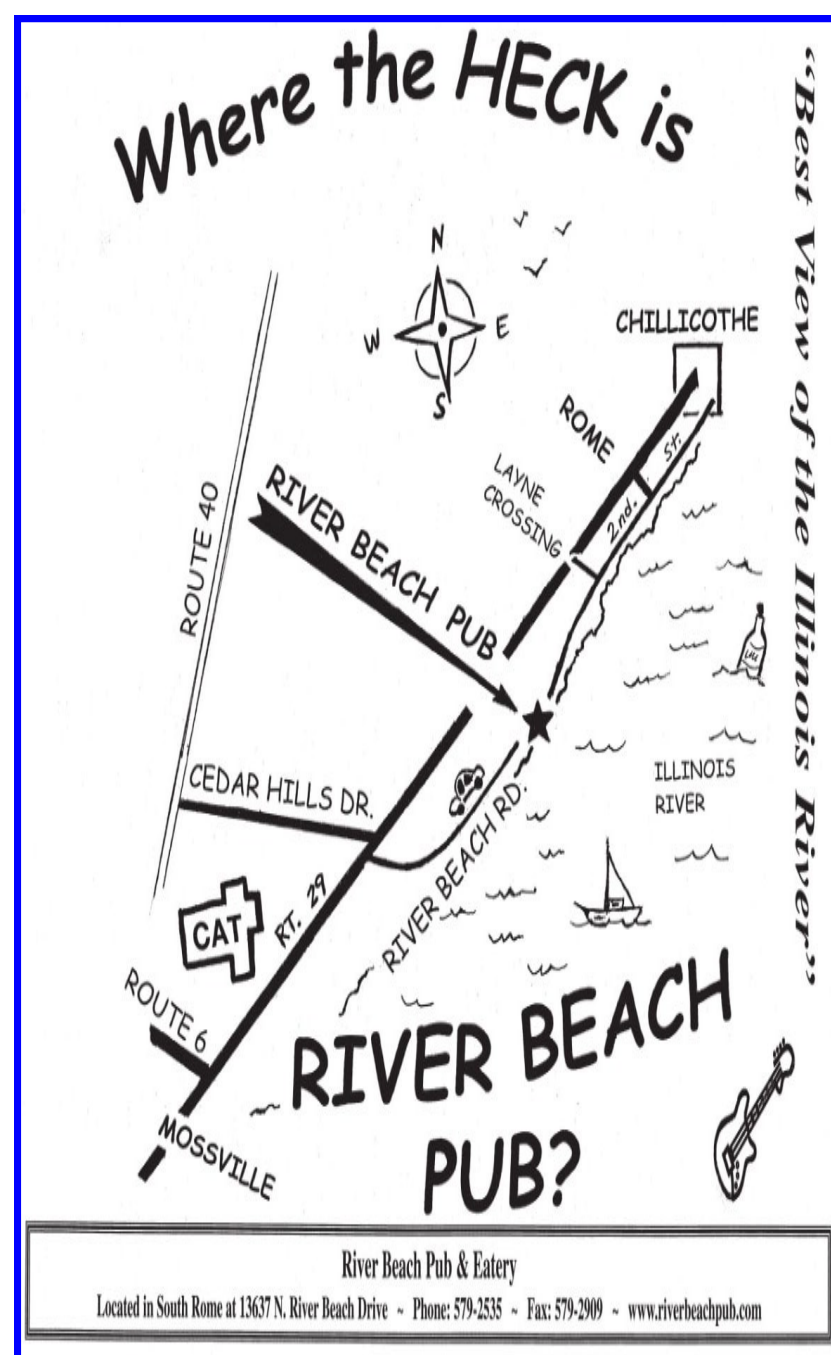


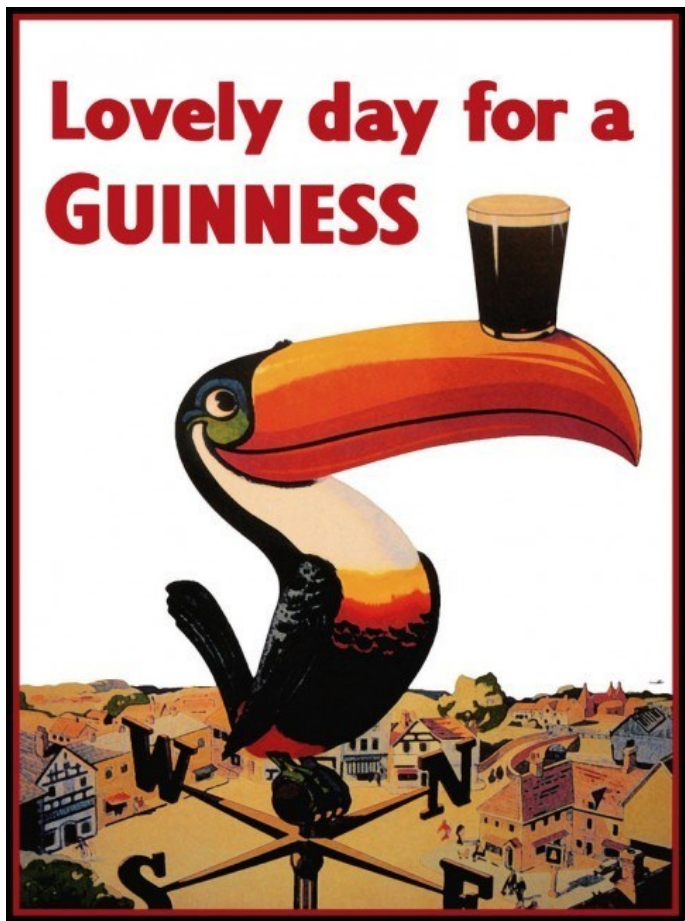
From the Great War to the Great Deal

A complete Hobby Shop
Specializing in New and Used
Aircraft, Radios and Engines

Leonore, IL 61332

815 856-2272






















MARCH
Co-Pilot
of the
Month



2019 MARCH

Sunday	Monday	Tuesday	Wednesday	Thursday	Friday	Saturday
31					1 11AM 	2 7AM  CHILDERS EATERY
3	4	5 Club Meeting !  Dinner @ 6 Meeting @ 7pm	6 	7 7AM 	8 11AM 	9 7AM  CHILDERS EATERY
10	11	12	13	14 7AM 	15 11AM 	16 7AM  CHILDERS EATERY
17 	18	19	20	21 7AM 	22 11AM 	23 7AM  CHILDERS EATERY
24	25	26	27	28 7AM 	29 11AM 	30 7AM  CHILDERS EATERY



Mark Your
Calendar

Dates to
Remember

Important

Our 2019 contest season dates have been selected. As per past practice, we will have six scheduled events of **No Fear Pylon Racing**, **Unlimited Electric Racing** and **Combat**. The best five scores for each participant will be computed to determine the Year-End winner in each category. An attempt was made to avoid conflicts with holidays, traditional events from other clubs and other aviation related interests. Many area flying clubs have not yet finalized their event schedules so traditional event dates were used as a reference. Tune those engines, charge your batteries and get ready for some more mayhem in the skies over Mossville. Chosen contest dates are as follows:

April 13, May 4, June 8, July 6, August 10 and September 14

Col. Roger Stegall

**COMMANDING OFFICER
PRCM AIR COMBAT WING**



The "Photo of the month" is two of the Dunlap flight students holding half of a 4 star 40 wing. Several of our members have help the Dunlap students learn about our hobby by donating some of their equipment and their time. Currently Joe Lang is helping the group build a 4 star. They meet once a week and I understand their goal is to maiden their project at our Open House on May 11th. Please make plans to come out and support the club and watch this maiden.



Pekin RC Club has put out the dates for their Open house, Cub Fly and Big bird. Lets make every effort to support our sister club in the area.

PEKIN RC CLUB OPEN HOUSE
 June 22nd, 2019
 At
 Everett McKinley Dickson Park
 3901 East Edgewater Drive, Pekin, Il.
 This is a sanction event.




Registration at 8:00 A. M.
 Flying at 9:00 A. M.
 Lunch is \$7.00 from Avanti's
 AMA is required.

Come join us at Hermon Lowery Field
 Complete with paved runway & shelter

Contact: Donna Smith 309-613-3579 or
 donnaann52@gmail.com

PEKIN RC CLUB
CUB Fly-In
 July 13th, 2019
 At
 Everett McKinley Dickson Park
 3901 East Edgewater Drive, Pekin, Il.
 This is a AMA sanction event.




Registration at 8:00 A. M.
 Flying at 9:00 A.M.
 Lunch is \$7.00 from Avanti's
 AMA is required.

Come and join us at Hermon Lowery Field
 Complete with paved runway & shelter.

Contact: Mike Smith 309-613-3785 or
 mrrsmith9041@gmail.com

PEKIN RC CLUB
39th ANNUAL BIG BIRD FLY-IN
 September 15th, 2019
 At
 Everett McKinley Dickson Park
 3901 East Edgewater Drive, Pekin, Il.
 This is a AMA sanction event.



Registration at 8:00 A.M.
 Flying at 9:00 A.M.
 Landing Fee \$10.00
 Lunch is \$7.00 from Avant's
 AMA is required


Come and join us at Hermon Lowery Field
 Complete with paved runway & shelter.

Contact: Donna Smith 309-613-3579 or
 donnaann52@gmail.com

Jokes of the Month Sponsored By



Where The Rubber
Meets The Road



Blonde at the Super Bowl

After the game, he asked her how she liked it. "Oh, I really liked it", she replied, "especially the tight pants and all the big muscles, but I just couldn't understand why they were killing each other over 25 cents." Dumbfounded, her boyfriend asked, "what do you mean:" "Well, they flipped the coin, one team got it and then for the rest of the game, all they kept screaming was...." "Get the quarterback! Get the quarterback! I'm like.....Hellooooooo?? It's only 25 cents!



PRECISION R/C HOBBIES
PLANES - CARS - BOATS
"Every Day Low Prices — Friendly, Expert Service"
Tues. - Fri: 10:00 - 6:30 PM & Sat: 10:00 - 4:00 PM
Jim Byer - Proprietor
309-347-0975
1901 South 2nd St.
Pekin, IL 61554

A blonde goes into a coffee shop and notices there's a "peel and win" sticker on her coffee cup.

So she peels it off and starts screaming, "I've won a motorhome! I've won a motorhome!"

The waitress says, "That's impossible. The biggest prize is a free Lunch.?"

But the blonde keeps on screaming, "I've won a motorhome! I've won a motorhome!"

Finally, the manager comes over and says, "Ma'am, I'm sorry, but you're mistaken. You couldn't have possibly won a motorhome because we didn't have that as a prize.

The blonde says, "No, it's not a mistake. I've won a motorhome!"

And she hands the ticket to the manager and HE reads...

"WIN A BAGEL"



That's all Folks!

