

Winter Projects

Particulars: Charter 313

- President** Jon "Dew Drop" Dewey
Dew6483@yahoo.com
- Vice President:** Roger Wheeler
Speed2004@comcast.net
- Treasure:** Jim "Smokin-Jimmy" Fassino
JFassino@me.com
- Secretary** Roger Stegall
rogerstegall@hotmail.com
- Safety:** Joe Lang
joe.a.lang@comcast.net
- Webmaster:** Terry "The Flamer" Beachler
terryb@beachlers.com
- Newsletter:** Jon "Dew Drop" Dewey

AMA CONTEST DIRECTORS:

Jim Hogan, Jim Fassino, Jon Dewey, Jim Martin

Flying Field Location:

The flying field is located off Old Galena Road, 1/2 mile north of the Caterpillar Technical Center on the west side of the road.

GPS Location: **N40 51.844' W89 33.788'**

Flying Hours:

Flying hours are 8am until dusk, 7 days a week.

Membership:

Club dues are \$110/year. If paid on or before the December club meeting: \$90, If paid between December meeting and Jan 1st, \$100. All members must belong to the Academy of Model Aeronautics (AMA)

General:

We are committed to having fun and the safe operation of model aircraft. The Peoria RC Modelers is an equal opportunity, not-for-profit organization and always welcomes new members.

Flight Instruction:

The Peoria RC Modelers offers flight instruction as a free service to anyone requesting it. Contact a club officer for further information



peoriarcmodelers.com



To say the least 2020 has been an interesting year for everyone. We will **NOT** hold any indoor meetings until we all get back to a little bit of normal. Here is the Winter meeting schedule that I have come up with.

November 2020—No meeting

December 2020—Zoom meeting to close out any business from the year.

January 2021— No meeting

February 2021—Zoom meeting

March 2021 - Zoom meeting

April 2021—Back at the field, weather permitting

If anything important comes up during the months in which we have no meeting scheduled, I will meet with the Club Officers as needed. Stay safe and healthy and get all your winter projects done.

When I first got into this hobby, someone told me that there are only two limitations, 1. Your imagination and 2. Your pocketbook. I have seen that come true on several different levels. Some of the designs that Vern and Roger have thought of over the years and some of the big expense and time consuming planes that have shown up at the field has reinforced this statement. Either cheap and easy to build or very expensive and a complicated build, they all bring a big smile to everyone's face. This year as Hogan said, I am Happy to just put my J-3 cub away and not have to fix or "re kit" it. However my OV 10 is getting a winter facelift.

It is getting changed from NASA colors to OD green and tan USAF colors. New decals from Callie have already arrived, and it will still have its drop door. I also have a free airplane out of the shed that was donated to a good home, on my books. I know of a few club members winter project's, From example one L-4 is being raised from the ashes like the phoenix and losing its flaps and becoming *Rosie the Rocketeer*.



This is one of the greatest WWII stories of American ingenuity. *Lt. Col. Charles "Bazooka Charlie" Carpenter* was flying around in his L4 grasshopper and spotted a column of German vehicles, with nothing but a radio, he watched them just drive away. After landing he strapped several bazookas under his wing and went hunting the next day, and the rest is history. Within a few weeks, on September 20, 1944, during the Battle of Arracourt, Carpenter was credited with knocking out a German armored car and four tanks. Carpenter's plane, bearing USAAF s/n 43-30426, was known as *Rosie the Rocketeer* (a play on *Rosie the Riveter*), and his exploits were soon featured in numerous press accounts, including *Stars and Stripes*, the *Associated Press*, *Popular Science*, the *New York Sun*, and *Liberty* magazine. Carpenter once told a reporter that his idea of fighting a war was to "attack, attack and then attack again."

After destroying his fifth enemy tank, Carpenter told a *Stars and Stripes* correspondent that the "word must be getting around to watch out for Cubs with bazookas on them. Every time I show up now they shoot with everything they have. They never used to bother Cubs. Bazookas must be bothering them a bit." By war's end, Major Carpenter had destroyed or immobilized several German armored cars and tanks (he would be officially credited with six tanks destroyed). I am looking forward to seeing this "new" aircraft along with any other, small or large projects you may have going. Please feel free to send me updates of your project thought the winter months.

The LAWN CHAIR REPORT

6 FEET APART



Well, mid October can be some fantastic flying weather. Cool days and bright sun if not jacket weather. This year, although the weather was pleasant, the winds seemed to blow just about everyday and never down the runway. Jon and I spent an afternoon recently at the field even with a cross wind. As the day progressed, so did the wind speeds. Jon was flying his J-3 Cub when the wind increased to at least 15mph right out of the south. After two approaches which were wave-offs, He decided to land from the north. Before landing, he commented he would probably spend some of the winter repairing the Cub. Over the corn and into a landing flair, Jon touched down with 6" of rollout. It was a beautiful landing without even a bounce. Well, at least he won't be spending winter recovering the Cub.




I'd like to know what projects you have planned for this winter? Many of you like "out of the box" models, but I think most of us would like to hear about your "Skunk Works" projects. For me, I'm upgrading a "Sundowner" 1/4 scale pylon racer powered by a Saito 1.80 four stroke engine. This airplane first flew in 2007 and I don't think it has flown since. A little TLC on the engine and it should be ready in the spring. I'm also restoring and Sterling Models DC-3 in Eastern Airlines colors. I don't think this plane ever flew because the re-tracks nor engines were ever hooked up.

I've promised for years to build a control line "RingMaster". I found everything needed at a swap meet. Even found an old Tester's .35 CL engine. Some of the balsa is brittle, but it's easy to replace a rib or two.

So what's on the boards for you? Sent me a message and I'll put it in the newsletter. Or sent it direct to Editor Jon.





"See you in the Lawn Chairs"



Jim "Hollywood" Hogan



2020 NOVEMBER

SUNDAY	MONDAY	TUESDAY	WEDNESDAY	THURSDAY	FRIDAY	SATURDAY
1	2	3 	4 	5	6	7  CHILDERS EATERY EAT + DRINK + CRAVE
8	9	10	11  VETERANS DAY THANK YOU FOR YOUR SERVICE	12	13	14  CHILDERS EATERY EAT + DRINK + CRAVE
15	16	17	18	19	20	21  CHILDERS EATERY EAT + DRINK + CRAVE
22	23	24	25	26 	27	28  CHILDERS EATERY EAT + DRINK + CRAVE
29	30					

© BlankCalendarPages.com



Miss November SALUTE OUR TROOPS



and we can't
Forget




Joke of the Month

Sponsored By



Where The Rubber Meets The Road



It was a quiet Monday morning in September 2053, when John awoke with a need to go to the bathroom. To John this wasn't just any ordinary day! This was the day he would open the last package of toilet paper his parents bought in the year 2020.

PRECISION R/C HOBBIES

PLANES - CARS - BOATS

"Every Day Low Prices ~ Friendly, Expert Service"

Tues. - Fri: 10:00 - 6:30 PM & Sat: 10:00 - 4:00 PM




Jim Byer - Proprietor
309-347-0975
1901 South 2nd St.
Pekin, IL 61554





**No Turkeys
were hurt**



**this
message**



That's all Folks!

TRIVIA

CHALLENGE

Who knows the Plane in the Photo's of the Month section?

Please send your answer to Dewey via text or email.

